

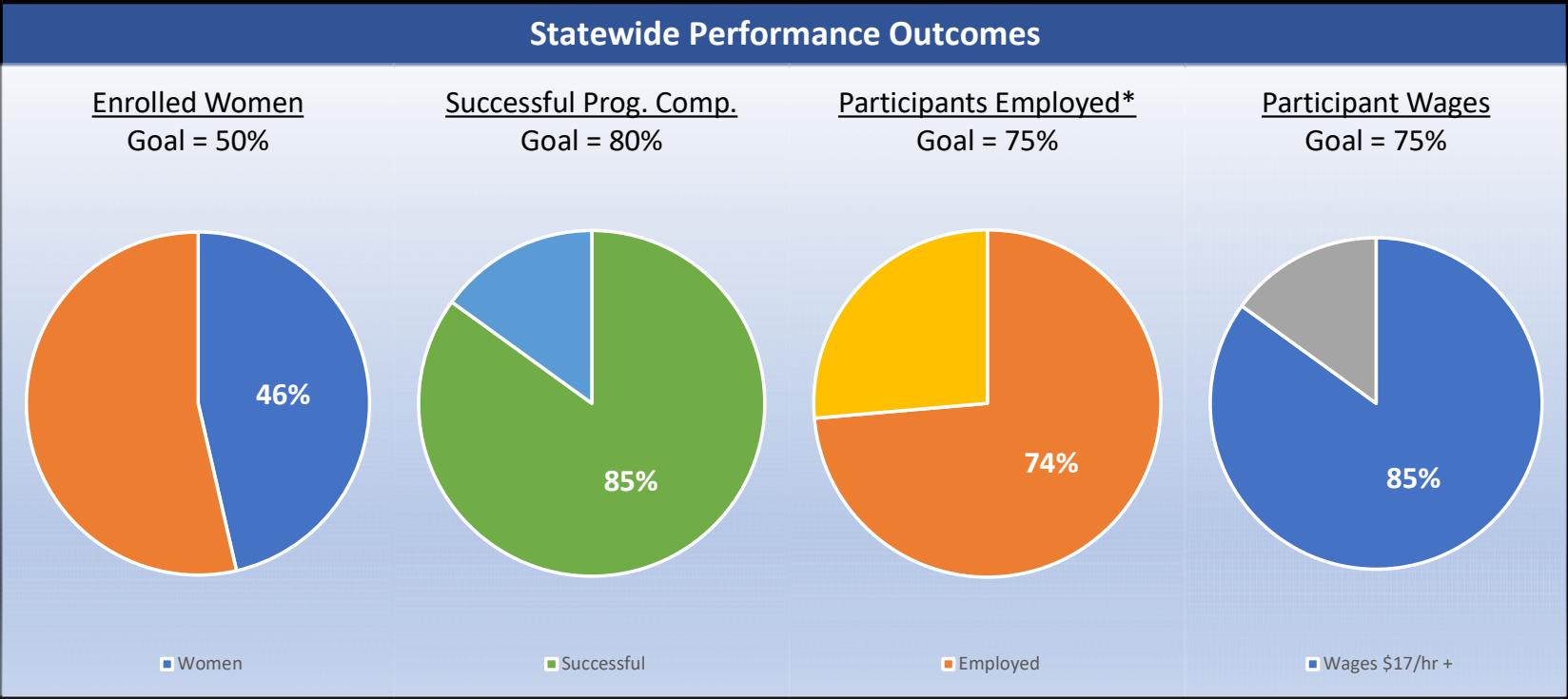
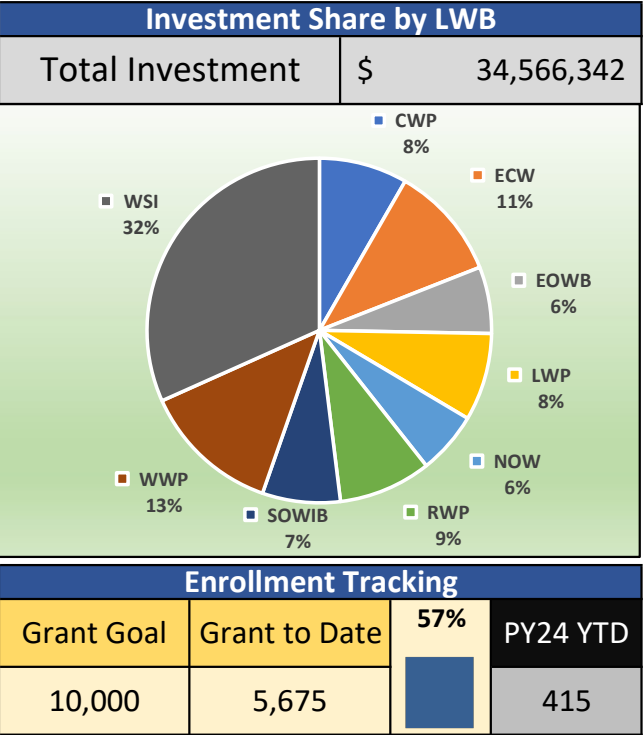
➤ P10k Statewide Dashboard Report ➤

Data as of 10/31/2024

Grant Length:	4 yrs	Start Date:	7/1/2022	End Date:	6/30/2026	Months Elapsed:	28	Percent through Grant:	58.33%
Program Year:	2024	Start Date:	7/1/2024	End Date:	6/30/2025	Months Elapsed:	4	Percent through PY:	33.33%

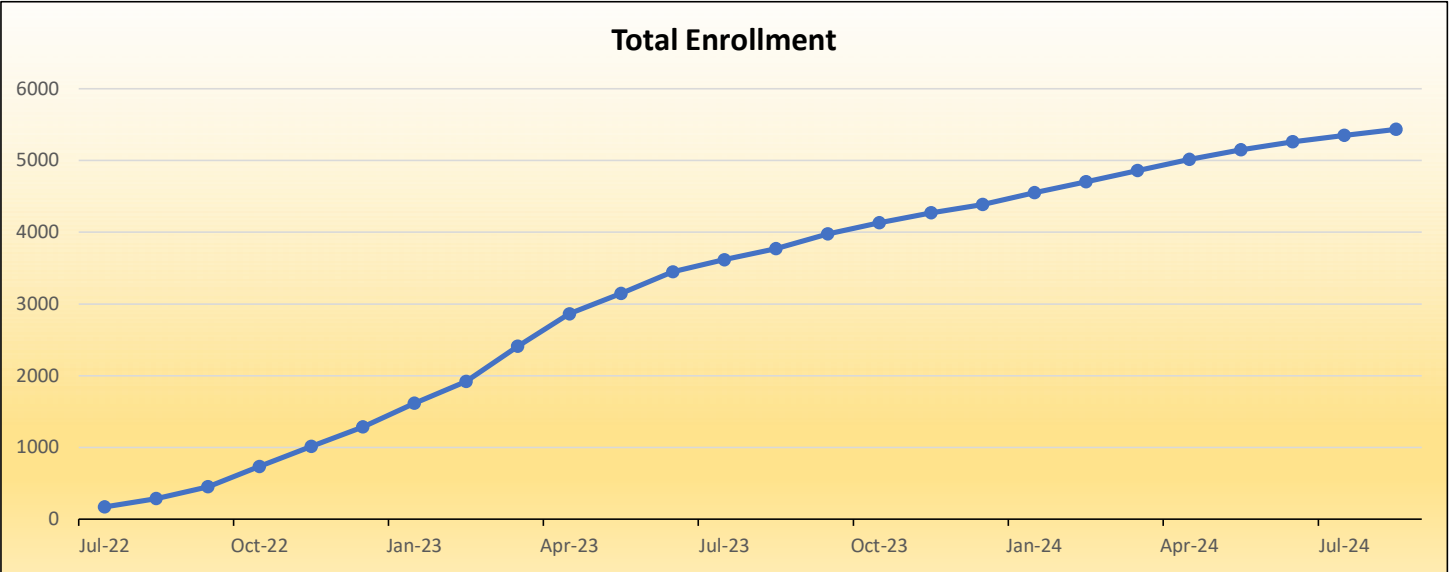
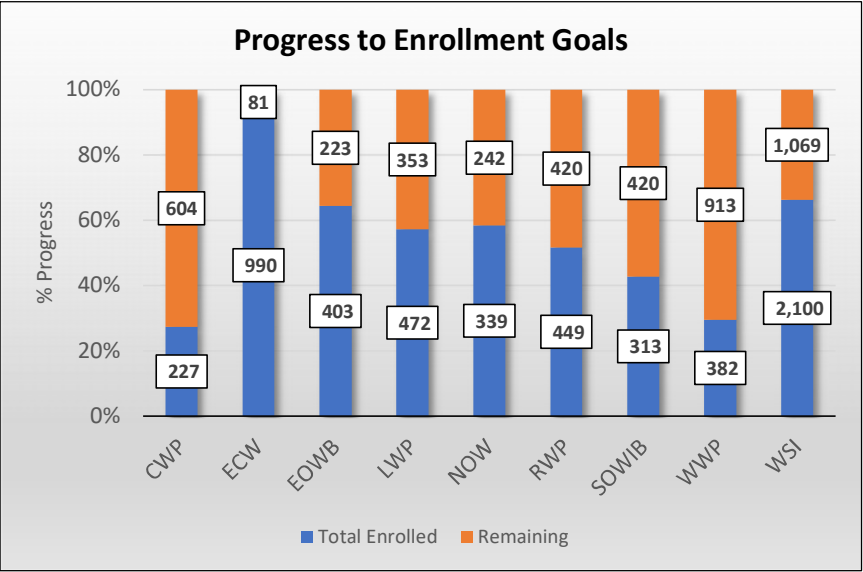
Click to jump to ➡	I. Enrollment and Demographic Details	II. Training Details	III. Employment Details	IV. Performance by LWB	V. Performance Calculation Guide
--------------------	---	--------------------------------------	---	--	--

Key Indicators

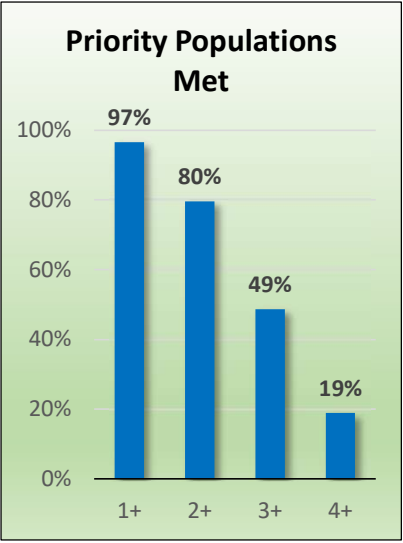
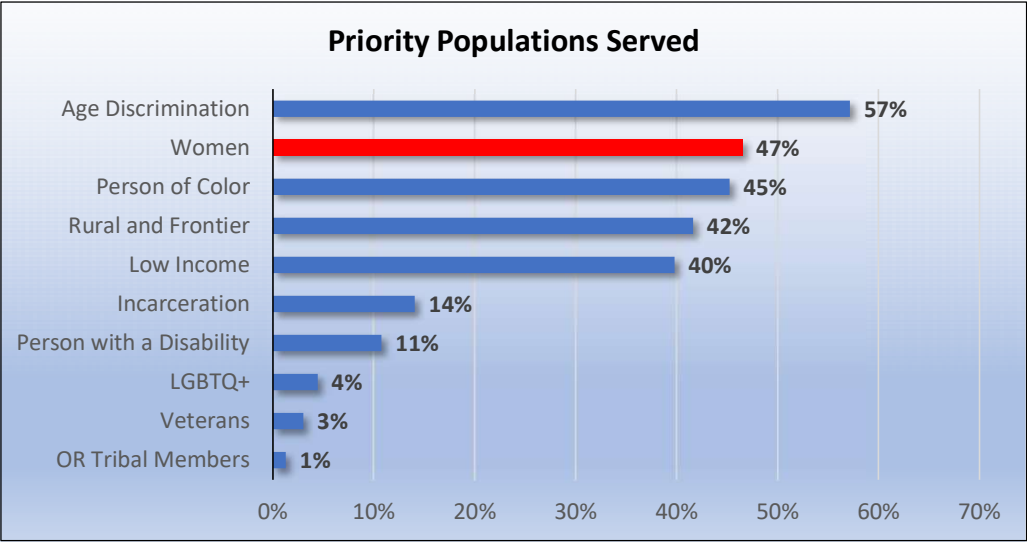


* Employment rate based on participants who have exited and were not employed at the time of P10k Registration.

I. Enrollment and Demographic Detail

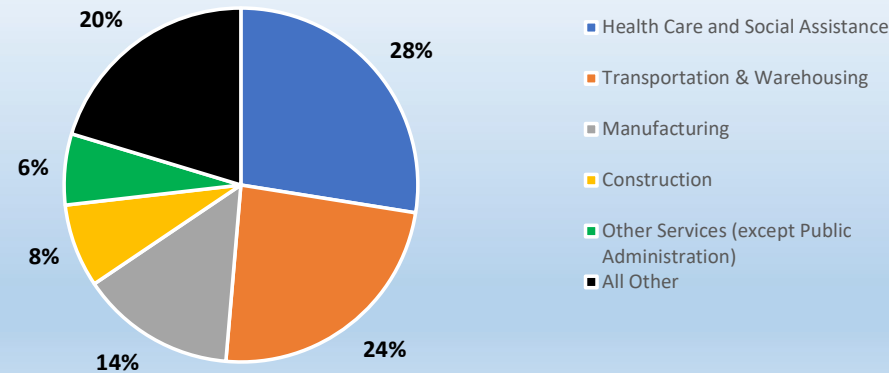


Enrollment Projection	
Remaining Grant Enrollments Needed	4,325
Average Enrollments/Month <i>(Rolling 12-month average)</i>	129
Enrollment Months Remaining <i>(counted up to 3 months prior to grant end date)</i>	17
Projected Ending Enrollment	7,865
Over/Under Enrollment (projected)	-2,135
Avg Monthly Enrollments to meet goal	254

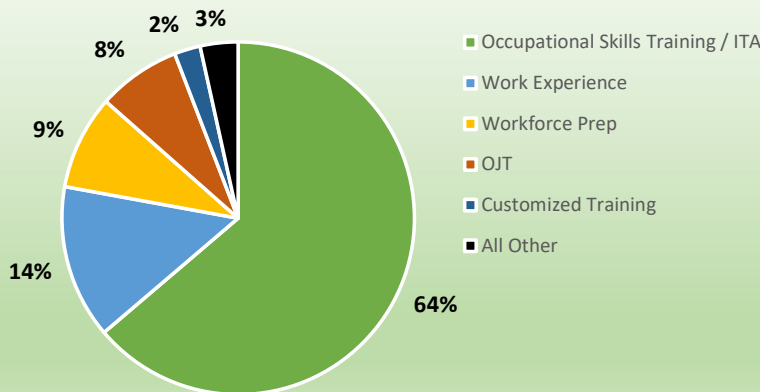


II. Training Detail

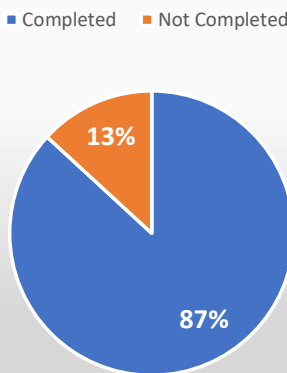
Top 5: Training By Industry Focus



Top 5: Supported Training Types



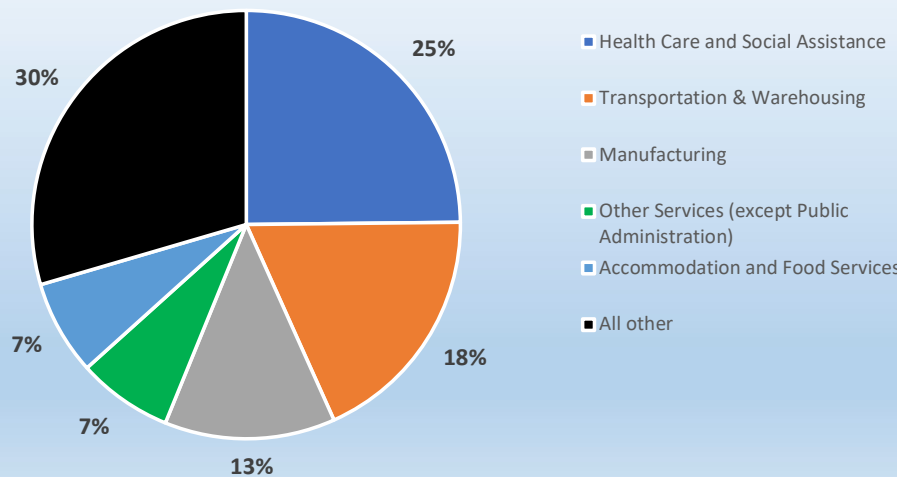
Training Completion Rate



III. Employment Detail

Information presented in this section is based on employment across all enrolled participants regardless of exit status and employment status at program registration. Participants employed may or may not have associated supplemental data collected, including benefits, FT/PT status, hourly wage, and weekly working hours.

Top 5: Industries of Participant Employment



Total Participants Employed

3,938

Full Time
Employed

Part Time
Employed

1,959

1,164

Average Hourly
Wage

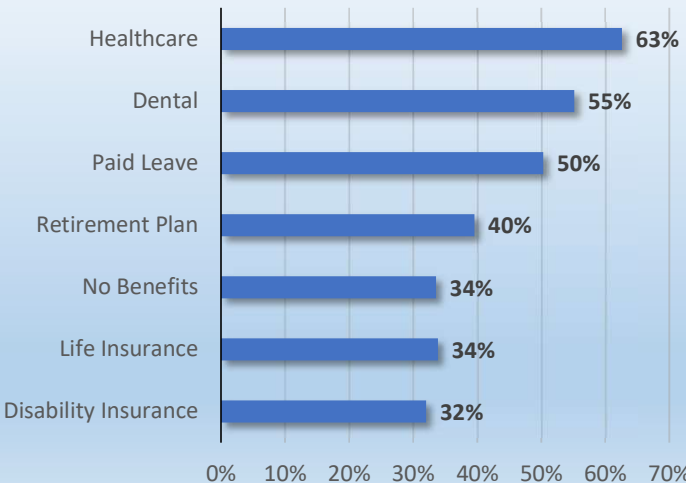
Average
Hrs/Week

\$21.05

31.5

Benefits

of all participants reporting benefits



IV. Performance By Local Workforce Board

Measure	Goal		CWP	ECW	EOWB	LWP	NOW	RWP	SOWIB	WWP	WSI	All
Enrollment Goals	10,000	Determined by investment share	831	1,071	626	825	581	869	733	1,295	3,169	10,000
<u>Enrollment to Date</u> Percent to Goal	57%		227	990	403	472	339	449	313	382	2,100	5,675
			27%	92%	64%	57%	58%	52%	43%	29%	66%	
Participants served who identify as women.	50%	of all Enrolled Part. identifying as Women and Men	62%	37%	38%	44%	44%	71%	53%	24%	49%	46%
Participants who successfully complete the program.	80%	of all Exited Participants	94%	98%	82%	59%	44%	93%	74%	81%	94%	85%
Participants who obtain employment.	75%	of all Participants exited, not/never employed at Reg.	84%	65%	80%	75%	85%	84%	73%	45%	76%	74%
Participants who earn at least \$17/hour.	75%	Participants exited, employed, not/never employed at reg.	96%	77%	90%	88%	63%	86%	65%	63%	90%	85%

V. Performance Calculation Guide

Measure	Denominator	Numerator	I-Trac Data Required
Participants served who identify as women.	Total of all enrolled participants where Gender = <i>Woman</i> and Gender = <i>Man</i>	Of the total, those whose Gender Identity = <i>Woman</i>	Registration: Gender field completed in the P10k Online Application, or during program registration process. Services: At least one service entered to set the Participation Date.
Participants who successfully complete the program.	Total of all enrolled participants with an Exit date.	Of the total, those with an Exit Type = " <i>Exit Successful</i> ".	Outcomes: Exit Type of " <i>Exit - Successful</i> " selected during the exit process. (Note: Definition of " <i>successful</i> " determined by each LWB)
Participants who obtain employment.	Total of all enrolled participants who were not employed at Registration and have an Exit date.	Of the total, those participants with an " <i>After Participation Employment Confirmation</i> ".	Registration: Employment Status = " <i>Not Employed</i> " or " <i>Never Employed</i> ". Outcomes: Employment Information and Employment Confirmation (<i>After Participation Employment Confirmation</i>).
Participants who earn at least \$17/hour.	Total of all enrolled participants who were not employed at Registration, have an Exit date, Employment Info and Employment Confirmation.	Of the total, those participants with a wage rate of \$17/hr or greater.	Registration: Same as above. Outcomes: Same as above <i>and</i> wages entered in the participant's Employment Details.