

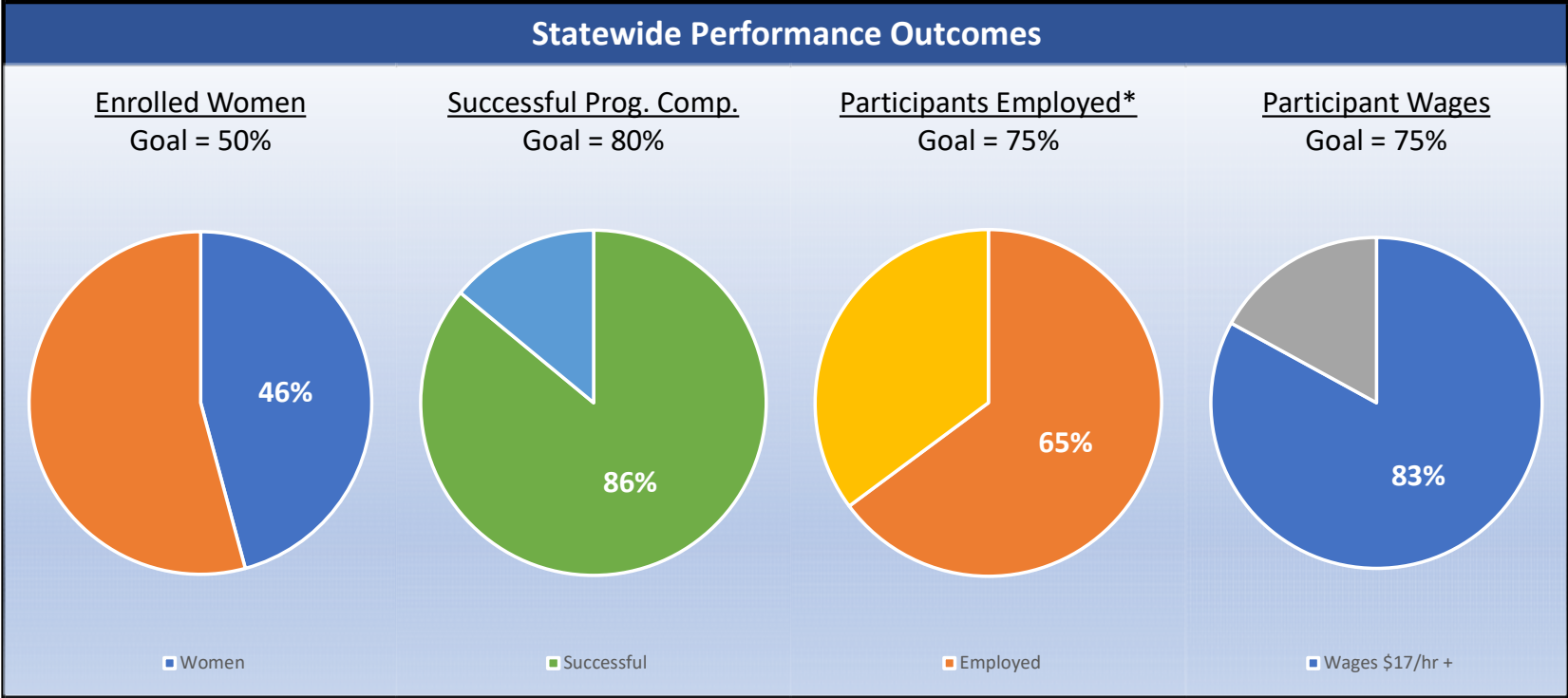
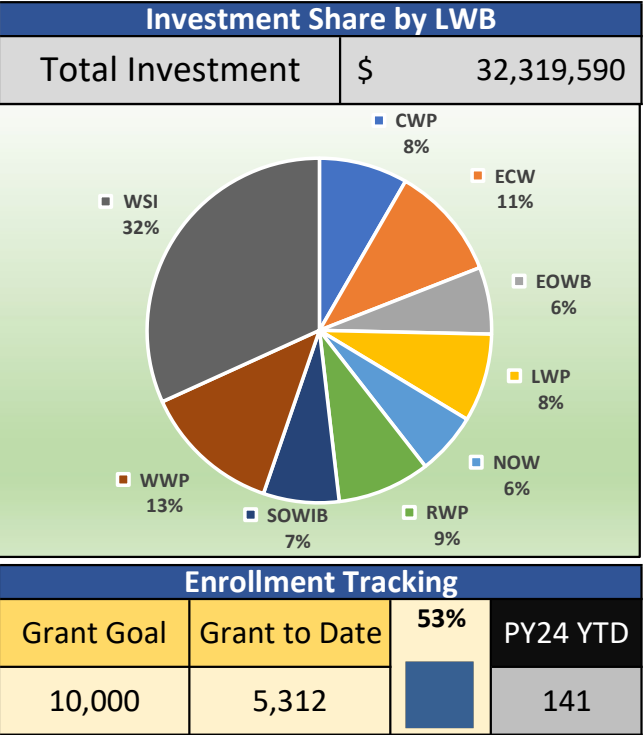
# ➤ P10k Statewide Dashboard Report ➤

Data as of 8/31/2024

Grant Length:	4 yrs	Start Date:	7/1/2022	End Date:	6/30/2026	Months Elapsed:	26	Percent through Grant:	54.17%
Program Year:	2024	Start Date:	7/1/2024	End Date:	6/30/2025	Months Elapsed:	2	Percent through PY:	16.67%

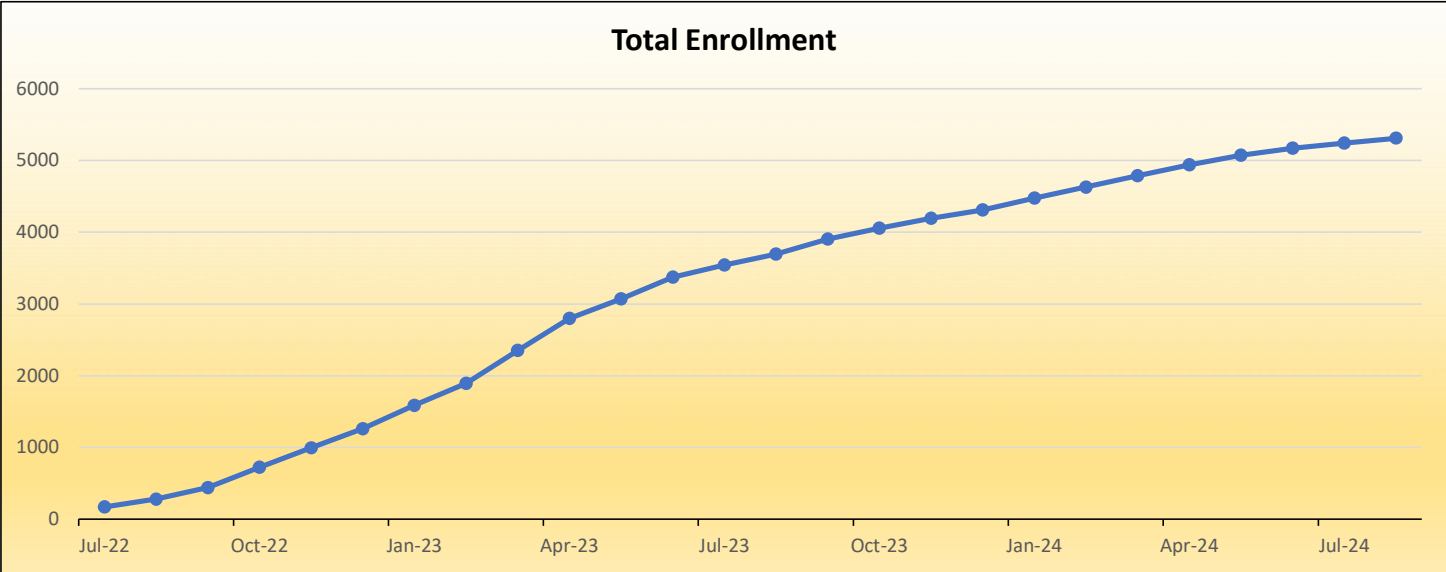
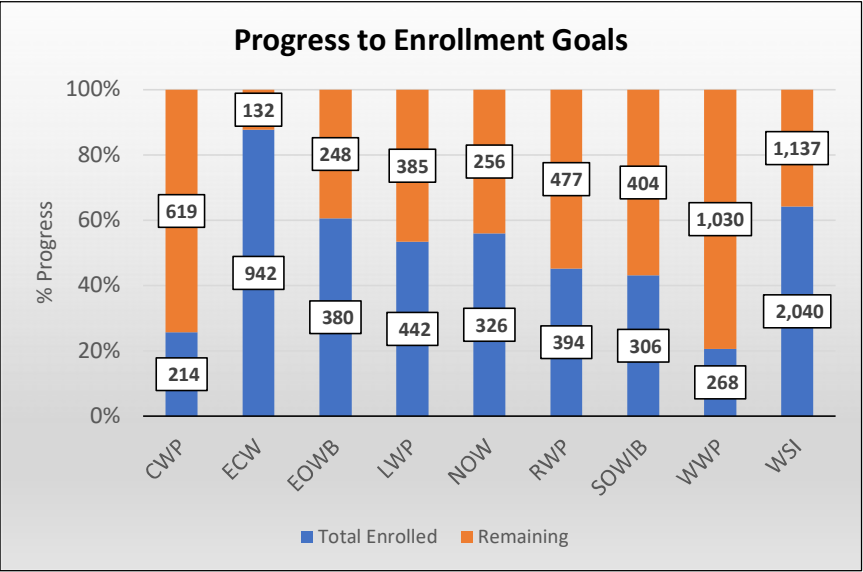
Click to jump to ➡	<a href="#">I. Enrollment and Demographic Details</a>	<a href="#">II. Training Details</a>	<a href="#">III. Employment Details</a>	<a href="#">IV. Performance by LWB</a>	<a href="#">V. Performance Calculation Guide</a>
--------------------	---	--------------------------------------	---	--	--

## Key Indicators

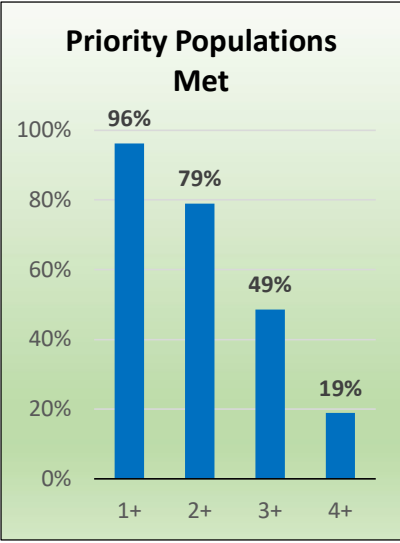
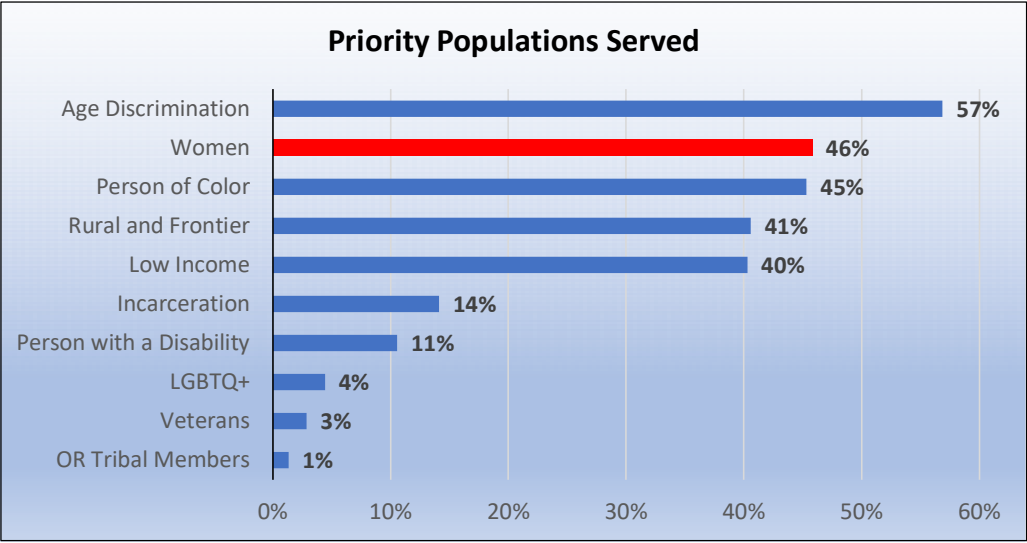


\* Employment rate based on participants who have exited and were not employed at the time of P10k Registration.

# I. Enrollment and Demographic Detail

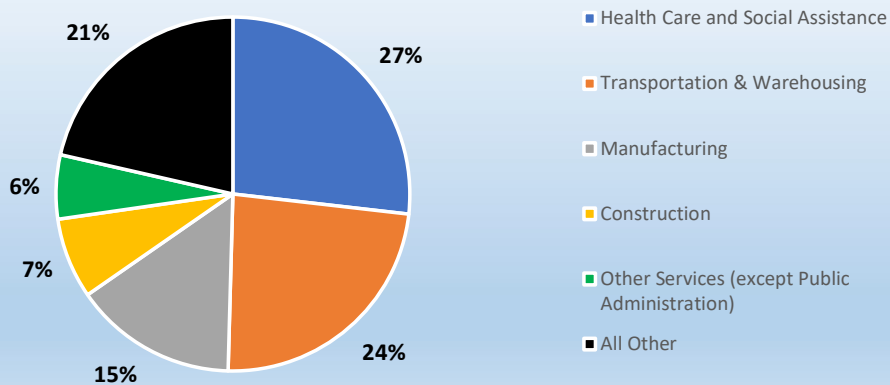


Enrollment Projection	
Remaining Grant Enrollments Needed	4,688
Average Enrollments/Month	204
Enrollment Months Remaining <i>(counted up to 3 months prior to grant end date)</i>	19
<b>Projected Ending Enrollment</b>	<b>9,194</b>
Over/Under Enrollment (projected)	-806
Avg Monthly Enrollments to meet goal	247

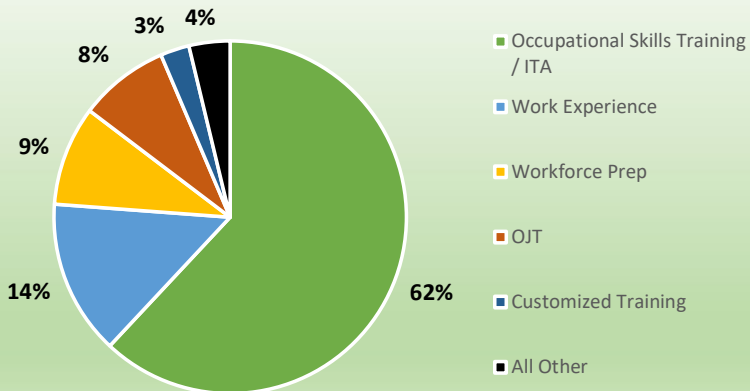


## II. Training Detail

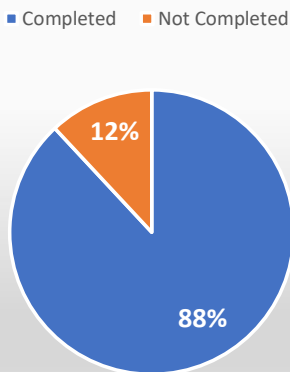
Top 5: Training By Industry Focus



Top 5: Supported Training Types



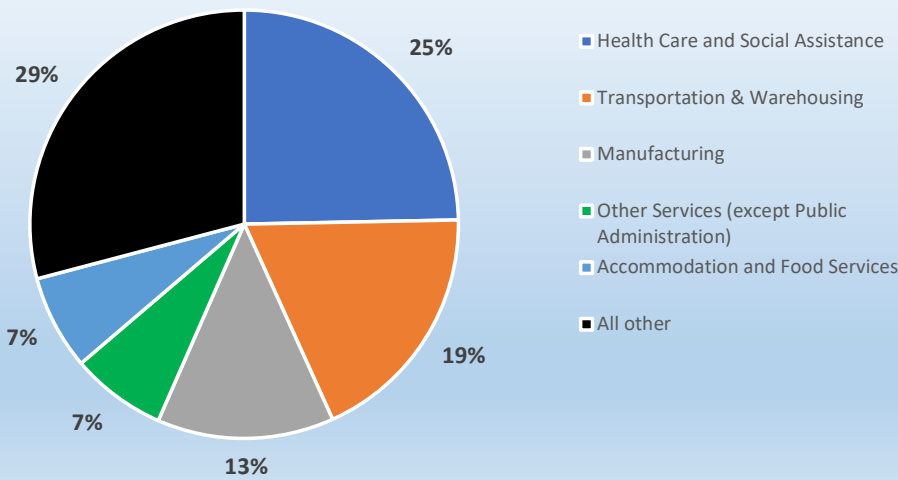
Training Completion Rate



## III. Employment Detail

Information presented in this section is based on employment across all enrolled participants regardless of exit status and employment status at program registration.

Top 5: Industries of Participant Employment



Total Participants Employed

3,087

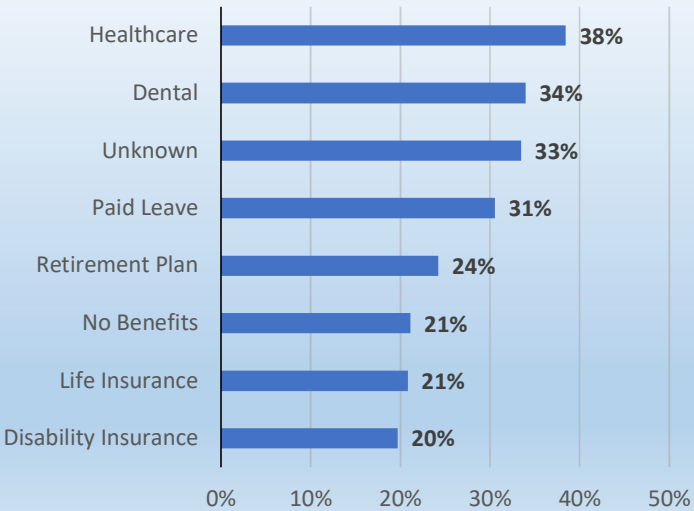
Full Time Employed

1,861

Average Hourly Wage

\$21.05

Benefits



#### IV. Performance By Local Workforce Board

Measure	Goal		CWP	ECW	EOWB	LWP	NOW	RWP	SOWIB	WWP	WSI	All
Enrollment Goals	10,000	Determined by investment share	833	1,074	628	827	582	871	710	1,298	3,177	10,000
<u>Enrollment to Date</u> Percent to Goal	53%		214	942	380	442	326	394	306	268	2,040	5,312
			26%	88%	61%	53%	56%	45%	43%	21%	64%	
Participants served who identify as women.	50%	of all Enrolled Part. identifying as Women and Men	61%	38%	37%	44%	42%	68%	53%	21%	49%	46%
Participants who successfully complete the program.	80%	of all Exited Participants	94%	99%	82%	62%	44%	93%	81%	86%	94%	86%
Participants who obtain employment.	75%	of all Participants exited, not/never employed at Reg.	71%	55%	74%	70%	56%	70%	59%	52%	69%	65%
Participants who earn at least \$17/hour.	75%	Participants exited, employed, not/never employed at reg.	97%	71%	91%	88%	68%	84%	66%	70%	88%	83%

#### V. Performance Calculation Guide

Measure	Denominator	Numerator	I-Trac Data Required
Participants served who identify as women.	Total of all enrolled participants where Gender = <i>Woman</i> and Gender = <i>Man</i>	Of the total, those whose Gender Identity = <i>Woman</i>	<b>Registration:</b> Gender field completed in the P10k Online Application, or during program registration process. <b>Services:</b> At least one service entered to set the Participation Date.
Participants who successfully complete the program.	Total of all enrolled participants with an Exit date.	Of the total, those with an Exit Type = " <i>Exit Successful</i> ".	<b>Outcomes:</b> Exit Type of " <i>Exit - Successful</i> " selected during the exit process. (Note: Definition of " <i>successful</i> " determined by each LWB)
Participants who obtain employment.	Total of all enrolled participants who were not employed at Registration and have an Exit date.	Of the total, those participants with an " <i>After Participation Employment Confirmation</i> ".	<b>Registration:</b> Employment Status = " <i>Not Employed</i> " or " <i>Never Employed</i> ". <b>Outcomes:</b> Employment Information and Employment Confirmation ( <i>After Participation Employment Confirmation</i> ).
Participants who earn at least \$17/hour.	Total of all enrolled participants who were not employed at Registration, have an Exit date, Employment Info and Employment Confirmation.	Of the total, those participants with a wage rate of \$17/hr or greater.	<b>Registration:</b> Same as above. <b>Outcomes:</b> Same as above <i>and</i> wages entered in the participant's Employment Details.